

## Unidad N°2 THE CITY: THE PLACE WHERE I LIVE

### My House

**Objetivo de la clase (OA1):** *Demostrar comprensión de las partes de la casa.*

#### VOCABULARIO CLAVE

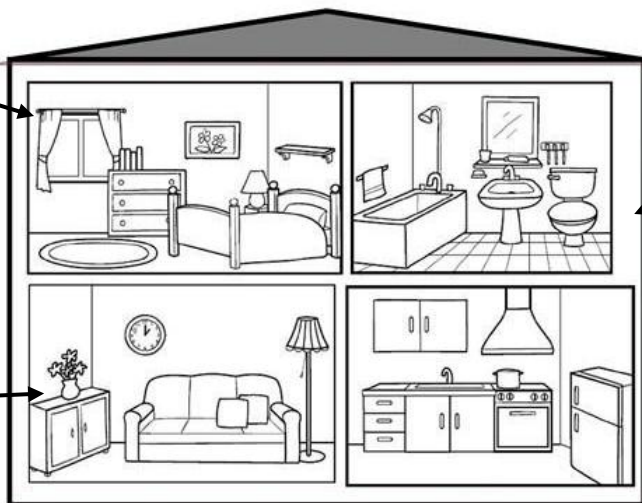
HOUSE	CASA	WALL	PARED
ROOM	HABITACIÓN	WINDOW	VENTANA
FURNITURE	MUEBLES	GARDEN	JARDÍN
ROOF	TECHO	HALL	PASILLO
GARAGE	COCHERA	DOOR	PUERTA

1. Escribe el nombre de cada parte de la casa



2. Busca vocabulario de 5 objetos o muebles por cada habitación

1 \_\_\_\_\_  
2 \_\_\_\_\_  
3 \_\_\_\_\_  
4 \_\_\_\_\_  
5 \_\_\_\_\_



1 \_\_\_\_\_  
2 \_\_\_\_\_  
3 \_\_\_\_\_  
4 \_\_\_\_\_  
5 \_\_\_\_\_

1 \_\_\_\_\_  
2 \_\_\_\_\_  
3 \_\_\_\_\_  
4 \_\_\_\_\_  
5 \_\_\_\_\_

1 \_\_\_\_\_  
2 \_\_\_\_\_  
3 \_\_\_\_\_  
4 \_\_\_\_\_  
5 \_\_\_\_\_

Para complementar la actividad puedes ver el siguiente video:

<https://www.youtube.com/watch?v=aOSJZbHoiY8> Parts of the house – Kids vocabulary

## Unidad N°2 THE CITY: THE PLACE WHERE I LIVE

### *Prepositions of place*

**Objetivo de la clase (OA5):** *Aplicar conocimientos de preposiciones de lugar*

1. Escribe el significado de las preposiciones de lugar

- a. ON \_\_\_\_\_
- b. BEHIND \_\_\_\_\_
- c. BETWEEN \_\_\_\_\_
- d. UNDER \_\_\_\_\_
- e. IN \_\_\_\_\_
- f. NEXT TO \_\_\_\_\_
- g. IN FRONT OF \_\_\_\_\_

2. Observa la siguiente imagen y completa las oraciones.



- a. THE CLOCK IS \_\_\_\_\_ THE WALL.
- b. THE BALL IS \_\_\_\_\_ THE TABLE.
- c. THE CAT IS \_\_\_\_\_ THE ARMCHAIR.
- d. THE TABLE IS \_\_\_\_\_ THE ARMCHAIR.
- e. THE CARPET IS \_\_\_\_\_ THE FLOOR.
- f. THE LAMP IS \_\_\_\_\_ THE TABLE.
- g. THE FLOWERS ARE \_\_\_\_\_ THE VASE.
- h. THE TABLE IS \_\_\_\_\_ THE CHAIR AND THE ARMCHAIR.

Para complementar la actividad puedes ver el siguiente video:

<https://www.youtube.com/watch?v=niPyVnC6W5g> Prepositions of place for children – The concept of space

## Unidad N°2 THE CITY: THE PLACE WHERE I LIVE


### *THERE IS and THERE ARE*

**Objetivo de la clase (OA14):** *Completar con la forma gramatical correspondiente*

1. Completa la tabla con las afirmaciones y negaciones para "Hay" del verbo "Haber"

	AFIRMACIÓN	NEGACIÓN
HAY SÓLO 1		
HAY 2 O MÁS		

2. Completa las oraciones usando "There is" o "there are" según corresponda.



- a. THERE IS A CARPET IN THE ROOM
- b. THERE ARE TWO BALLS IN THE ROOM
- c. THERE \_\_\_\_\_ BOOKS IN THE ROOM
- d. THERE \_\_\_\_\_ BEDS IN THE ROOM
- e. THERE \_\_\_\_\_ CAR IN THE ROOM
- f. THERE \_\_\_\_\_ PLANE IN THE ROOM
- g. THERE \_\_\_\_\_ COMPUTER IN THE ROOM
- h. THERE \_\_\_\_\_ WINDOW IN THE ROOM

3. Convierte las siguientes oraciones afirmativas en negaciones.

Example:

- a. THERE IS A CARPET IN THE KITCHEN → THERE ISN'T A CARPET IN THE KITECHEN
- b. THERE ARE FIVE EGGS IN THE FRIDGE → THERE AREN'T 5 EGGS IN THE FRIDGE

c. THERE ARE TWO TVs IN MY LIVING ROOM

\_\_\_\_\_

d. THERE IS A COMPUTER IN MY BEDROOM

\_\_\_\_\_

e. THERE ARE TWELVE BOOKS IN THE BOOKSHELF

\_\_\_\_\_

## Unidad N°2 THE CITY: THE PLACE WHERE I LIVE

### THERE IS and THERE ARE

**Objetivo de la clase (OA5):** Aplicar conocimientos de preposiciones y descripciones

1. Completa con "There is/are" según corresponda.

- a. \_\_\_\_\_ a shirt on the bed.
- b. \_\_\_\_\_ two books on the floor.
- c. \_\_\_\_\_ a scarf on the floor.
- d. \_\_\_\_\_ four pictures on the wall.
- e. \_\_\_\_\_ many books on the shelves.
- f. \_\_\_\_\_ a book on the bed.
- g. \_\_\_\_\_ a laptop on the floor.



2. Responde las preguntas usando:

**Yes, there is / Yes, there are / No, there isn't / No, there aren't**



a. Are there oranges in the fridge?

\_\_\_\_\_

b. Is there a fish in the fridge?

\_\_\_\_\_

c. Are there bananas in the fridge?

\_\_\_\_\_

d. Is there a melon in the fridge?

\_\_\_\_\_

e. Is there a chicken in the fridge?



## Unidad N°2 THE CITY: THE PLACE WHERE I LIVE

### *Actividad evaluada*

1. Toma una fotografía de tu habitación favorita en tu casa e indica lo siguiente.

- 5 cosas que hayan (Usando "There is/are")
- 5 cosas que no hayan (Usando "There is/isn't")
- Indicar dónde están 5 objetos en relación a otro objeto (Prepositions of place)

La foto debe ser enviada a través de WhatsApp, en conjunto con una foto de las oraciones en su cuaderno u otra hoja en blanco.

Example

## My living room

NAME: \_\_\_\_\_

GRADE: 5°A

➤ **There is/are**


- In my living room there are 2 computers. In my living room there is a desk.
- In my living room there is a sofa.
- In my living room there is a printer.
- In my living room there are many books.

➤ **There ins't/aren't**

- There ins't a TV in my living room.
- There aren't chairs in my living room.
- There isn't a table in my living room
- There aren't pictures in my living room
- There ins't a clock in my living room

➤ **Prepositions**

- There is a table **IN FRONT** of the sofa.
- There is a bookshelf **NEXT TO** the sofa.
- There are pillows **ON** the floor.
- There are books **UNDER** the table.
- There is a pillow **ON** the sofa.



ESTE ES SOLO UN EJEMPLO DE COMO SE DEBE REALIZAR LA ACTIVIDAD. LAS ORACIONES DE SU TRABAJO CAMBIARÁN DE ACUERDO A COMO SEA LA HABITACIÓN QUE ELIJAN.

GOOD LUCK!